



REVISION[®]

MERLINHAWK[®] GOGGLE SYSTEM

USER INSTRUCTIONS



GENERAL DESCRIPTION

The MerlinHawk[®] Goggle System consist of an interchangeable protective lens that locks into the goggle frame with an adjustable headband. Depending upon the model that you have received, there may be additional lenses that all provide 100% UV protection. For example:

- Clear for indoor and nocturnal use
- Smoke for daytime use to cut glare
- High-Contrast for low-light conditions
- I-Vis[®] for greater visual awareness and environment specific use

The adjustable head strap keeps goggles secure during rigorous activity. Depending on the model you have received – anti-reflective sleeve, microfiber cleaning pouch/cloth (ideal for cleaning your lenses) and rugged storage case may also be included.

OPTIONAL PRESCRIPTION (Rx) CARRIER

If you require corrective lenses, an optional Rx Carrier for prescriptions is available. You can provide the Rx Carrier to your Optometrist who will insert your prescription lenses into the Rx Carrier. Revision also offers Rx fulfillment services for single vision prescription lenses to North American and APO addresses. For information on ordering an Rx Carrier and for fulfillment details visit: www.revisionmilitary.com

GRYPMAG[®] TECHNOLOGY

Built-in magnetic attachment points in the frame and headwear give the user the ability to seamlessly connect the goggle and headwear, creating a complete facial seal.

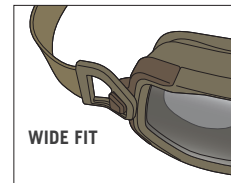
IMPORTANT:

STRAP ADJUSTMENT

To tighten the elastic head strap, move the slider clips apart, towards your face, adjusting until the system fits comfortably and snugly against your face. To loosen, move the right and left slider clips together.

CHANGING THE LENS

High-impact goggles require the lens to be held very securely within the goggle frame for best performance and for your protection. Do not be afraid to apply force to the lens and put pressure on the flexible frame when removing or inserting the lens. Revision Goggles are built tough. They can take it.



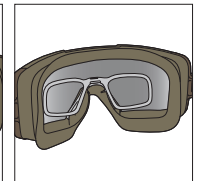
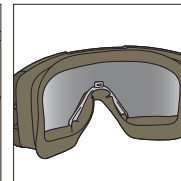



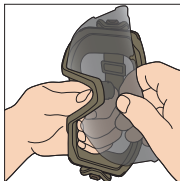

WIDE FIT



NARROW FIT

The MerlinHawk Goggle side clips enable the user to reverse strap and clip position from a wide fit, to a narrow fit.

INSTRUCTIONS



REMOVING THE LENS FROM THE FRAME:

(If using an Rx Carrier, remove the Rx Carrier and Rx Connector prior to removing the lens.) Grasp the center of the top of the frame with your thumb and forefinger of one hand, and the center bottom of the frame with the other hand. Pull the frame from the top and bottom, peeling it away from the lens. Push the lens forward forcefully to release it from the goggle frame.

INSTALLING THE LENS INTO THE FRAME:

Working from the front of the goggles, first insert the center of the lens into the nosepiece. Continue to work the lens into the frame, working across the bottom, around the edges and across the top, fitting the keyhole notches securely over the posts. When the lens is completely inserted, ensure there are no gaps showing between the lens and the frame. Clean lens (see back) to remove fingerprints and smudges.

REMOVING/FASTENING THE SIDE-CLIP:

To remove the side-clip: Holding the goggle frame in one hand, using your thumb and forefinger on the other hand, rotate the clip to align with the opening. Push the clip towards the front of the goggles.

To fasten the side-clip: Grasp the goggle frame with one hand and the clip with your thumb and forefinger on the other hand. Align tabs on side-clip with receiving holes on frame. Pull towards back of goggle until it clicks into place. Rotate the clip down to lock it in place.

INSERTING THE OPTIONAL PRESCRIPTION (Rx) CONNECTOR & CARRIER:

To insert your Rx Carrier, first insert the Rx Connector into the frame by fitting the keyhole notches over the posts at the nose bridge. Be sure that the post on the Rx Connector is facing away from lens, towards the face.

Insert the Rx Carrier into the Rx Connector by aligning the oval post at the center of the Rx Carrier with the oval hole on the Rx Connector. Gently push the Rx Carrier down until it fits snugly into place.

CARE, CLEANING & MAINTENANCE: The lenses in your Goggle System include abrasion and fog resistant coatings. To extend the life of the lenses, clean and store your eyewear away from direct sunlight and at room temperature when not in use. To clean and disinfect standard lenses, wash with lukewarm water and blot dry with a microfiber cloth. To clean and disinfect the goggle frame and strap, remove the lens and hand wash the goggle frame in a mild soapy solution, rinse and air-dry.

STANDARDS: The MerlinHawk Goggle meets or exceeds the following standards: ANSI Z87.1, MIL-PRF-32432A, EN166, EN170, and EN172.

MARKING SIGNIFICANCE:		ANSI Z87.1	EN
COMPONENT	MARK	SIGNIFICANCE	EXPLANATION OF MARKINGS
LENS 1. Clear 2. Smoke 3. Yellow 4. Vermillion 5. Verso 6. Cano 7. Alto 8. Aros 9. Umbra	<div><div><div>10. Clara</div><div>11. 6I-19</div><div>12. FT-2</div><div>13. E2-5+</div><div>14. V6-10</div><div>15. C5-6-10</div></div><div><div>z87 + S</div><div>S= Special Purpose Lens, Does not apply to Clear Lens</div></div></div>	Identification of Manufacturer / Complies with High Impact Testing Requirements / Lens Type	<div><div>CEX-X,XRM1S,F,B,FT,BT34KN</div><div>Conformity mark</div><div>2=UV filter,</div><div>5=Sun glare filter without</div><div>IR specification</div><div>Tinting level</div><div>Manufactures' mark</div><div>Optical Class</div><div>Impact resistance/Protection against high-speed particles</div><div>Protection against liquid droplets</div><div>Protection against large dust particles</div><div>Resistance to surface damage by fine particles</div><div>Resistance to fogging of oculars</div><div><div></div><div>Certain lens tints are specifically designed for performance applications and may be unsuitable for driving and road use. Check lens for symbols prior to driving or road use. Lens with the unsuitable for driving symbol must not be used for driving.</div></div></div>
			<div><div>CEREVISIONEN166S,F,B,FT,BT</div><div>Conformity mark</div><div>Manufactures' mark</div><div>EN standard</div><div>Impact resistance/Protection against high-speed particles</div></div>
FRAME	REVISION Z87+	Identification of Manufacturer / Standard / Complies with High impact Testing Requirements	

Certification for the MerlinHawk Goggle Systems to EU PPE Regulations 2016/425 issued by CCQS Certification Services Ltd., Block 1, Blanchardstown Corporate Park, Dublin 15, D15 FWP6, Ireland - Notified Body number 2834. EU Declaration of Conformity is available at: www.revisionmilitary.com/faqs#certifications

INSTRUCTIONS

READ ALL INSTRUCTIONS BEFORE USING THIS EYEWEAR. FAILURE TO FOLLOW THESE INSTRUCTIONS MAY RESULT IN SERIOUS PERSONAL INJURY OR DEATH.

1. Do not use this eyewear until a snug and secure fit has been obtained. Assure that this eyewear fits securely at all times.

2. Do not make any modifications to this eyewear.

3. Do not use this eyewear for protection against laser light unless using laser specialty lenses. Laser light can cause permanent damage to your eyes even if you are wearing this eyewear.

4. Do not use spectacles for chemical splash or chemical vapor exposure protection.

5. Do not use ammonia, alkaline cleaners, and abrasive cleaning compounds or solvents when cleaning eyewear lenses. Use of certain solvents may lower the impact resistance of the eyewear.

6. Exposure to or contact with chemical vapors or liquids may cause surface cracks or other damage.

7. Materials that may come into contact with the wearer's skin could cause allergic reactions to susceptible individuals.

8. Examine this eyewear frequently and replace it immediately if there is any sign of scratches (lenses) or damage.

9. Eye protection (such as this) against high speed particles worn over standard ophthalmic spectacles may transmit impacts, creating a hazard to the wearer.

10. If protection against high-speed particles at extremes of temperature (EN 166:2001 Section 7.3.4) is required then the selected eye-protector should be marked with the letter T immediately after the impact letter, i.e. FT, BT or AT. If the impact letter is not followed by the letter T then the eye protector shall only be used against high speed particles at room temperature.

11. Do not use this eyewear in an industrial setting without first referring to ANSI Z87.1 (in the United States) or EN 166 (in Europe), your supervisor, or a safety specialist to insure that you are wearing proper protection. Some operations may require machine guards, goggles, face shields, special filter lenses or other safety equipment.

12. Protective devices do not provide unlimited protection. Eye and face protective devices are not substitutes for machine guards and other engineering controls. Personal eye and face protective devices alone should not be relied on to provide complete protection against hazards, but should be used in conjunction with the machine guards, engineering controls, and sound manufacturing and personal safety practices.

13. This eyewear is not designed to protect the wearer from all injury in the event of an impact with a hard object or if the lens is not properly secured in the frame.

14. Revision does not recommend the following uses of tinted lenses: Night time driving or direct viewing of the sun or other artificial light source. Solar lenses are not recommended for industrial protection such as welding, brazing, or cutting operations. Vermillion lenses are not suitable for driving.

15. Tinted lenses, such as the high-contrast yellow lenses, are typically designed for use for specific visual tasks. Use care in selecting and using tinted lenses where color recognition is important as some tinted lenses can alter color perception.

16. Automotive windshields block ultraviolet light preventing photochromic lenses from darkening sufficiently to block sun glare.

LIMITED WARRANTY

WHAT THIS WARRANTY COVERS

Revision Military ("Revision") warrants its products to be free of defects in material and workmanship for the following periods after the date of first sale (the "Warranty Period"):

- Eyewear: 3 years

All other products: 1 year

Visors: 1 year

Only the original purchaser of a product is eligible for warranty coverage.

WHAT THIS WARRANTY DOES NOT COVER

Revision will not provide warranty coverage for:

- Damage due to accident or acts of nature.

Damage due to neglect, abuse, misuse, or mishandling.

Damage caused by improper storage or improper maintenance.

Damage caused by use of solvents, adhesives or other caustic chemicals.

- Normal wear and tear, including scratched lenses and visors.

Damage resulting from alteration, changes, or repairs not authorized in writing by Revision.

Any other damage caused by anything other than defects in materials or workmanship.

Injuries, damages or claims arising out of or related to use of the product as protection against viruses, including, but not limited to, the novel coronavirus.

If you make any modifications, changes or alterations to this product without Revision's authorization in writing, this warranty will be void.

WHAT REVISION WILL DO TO CORRECT PROBLEMS

If the product or a part of the product fails to perform due to a defect in materials or workmanship during the Warranty Period, we will repair or, at our option, replace the defective product or part with the same or comparable item at no charge to you for parts or labor. We will make all reasonable efforts to repair or replace the product within 90 days, subject to the availability of parts. We will do our best to match colors and styles but we cannot guarantee that we will be able to send back the product in the exact same color and style.

In the event that the product cannot be repaired and a suitable replacement item is not available, we will refund the original purchase price shown on your proof of purchase. Our repairs or replacements are warranted only for the remainder of the original Warranty Period.

WHAT YOU MUST DO TO OBTAIN WARRANTY SERVICE

To file a warranty claim, please contact customer@revisionmilitary.com or 1-800-383-6049.

Our mailing address is:

Revision Military Ltd., Attn: Warranty Claims, 7 Corporate Drive, Essex Junction, VT 05452

You must contact Revision at the e-mail address or phone number provided above to file a warranty claim.

When you e-mail or call us to file a warranty claim, please provide us with the following information:

1. Your name, return shipping address, phone number and email address.

2. The name of the product and a description of the manufacturing defect.

3. The date you purchased the product, the product receipt or invoice and the name of the dealer, distributor, or store where you purchased the product.

After we have received your warranty claim information, you will be responsible for shipping the defective product to us at your own expense. Remember to include your original receipt or invoice from Revision or from a Revision authorized dealer or reseller; we must receive this in order to process your warranty claim. Please keep your tracking information on file.

Unless our customer service department informs you otherwise in writing, Revision authorized dealers or resellers and other companies are not permitted to perform warranty service on our products.

Until we have had a chance to examine the merchandise, we cannot guarantee that any damage to the merchandise is covered by this warranty policy. If we have any questions about the manner in which our products were handled or stored, we ask that you provide us with that information; otherwise, we may be required to deny your warranty claim. If we cannot perform warranty service on a product because it is not covered by this policy, we will be happy to return the product to you, provided that you pay return shipping.

RIGHTS AND REMEDIES AVAILABLE TO YOU

In the event any Revision product is found to be defective in material or workmanship, our only obligation to you and your only remedy shall be to repair, replace or refund the purchase price of products, which you may only obtain through complying with the procedure described in this warranty policy.

EXCEPT WHERE PROHIBITED BY LAW, THIS WARRANTY IS EXCLUSIVE AND IS IN LIEU OF ANY EXPRESS OR IMPLIED WARRANTY OF MERCHANTABILITY, FITNESS FOR A PARTICULAR PURPOSE OR OTHER WARRANTY OF QUALITY, OR THOSE ARISING FROM A COURSE OF DEALING, CUSTOM OR USAGE OF TRADE. EXCEPT AS PROHIBITED BY LAW, REVISION WILL NOT BE LIABLE FOR ANY DIRECT, INDIRECT, SPECIAL, INDIRECT OR CONSEQUENTIAL LOSS OR DAMAGES (INCLUDING LOST PROFITS) ARISING FROM THIS PRODUCT, REGARDLESS OF THE LEGAL THEORY ASSERTED. THE REMEDIES IN THIS LIMITED WARRANTY ARE EXCLUSIVE, EXCEPT FOR ANY THAT MAY BE PROVIDED BY YOUR STATE. CHECK YOUR OWN STATE LAW FOR ANY ADDITIONAL WARRANTY RIGHTS AND REMEDIES.

revisionmilitary.com